



Everyone Can Go to Japan

AND JAPAN HAS SOMETHING FOR EVERYONE!


Want this slide deck?

Use this QR code



Or visit www.shawnpatton.com/japan

Who are we?



Melanie

- Video Game Designer
- Pittsburgher
- Crafts Enthusiast
- Plushie Hoarder
- Cat Lover
- Wants to be a sticker wizard when she grows up.




Shawn

- Video Game Designer
- Pittsburgher
- Drives a Disco Trunk
- Tinkerer
- Makes AMVs
- Father of future cosplayer

We love Anime and Japan!

4

What will be in this talk?



- **Planning**
- **Basic Travel Tips**
- **Tokyo**
 - ▶ Districts
 - ▶ Sidetrips
- **Kyoto**
 - ▶ Destinations
 - ▶ Sidetrips
- **Wrap-Up Top 5 Tips**



Planning

Why do I want to go to Japan?

When should I go?

What should I bring?

How much money do I need?

Where should I go?



6

Why Japan?



I love anime!



I love cute things!



I love the culture!



I love sushi!



I love video games!



I love JDM cars!

When to Go

● Events

- ▶ Cherry blossoms, Festivals, Conventions, etc
- ▶ There are a lot and usually you can find one during your visit
- ▶ Look them up on wikipedia: Japanese Festivals



● Weather

- ▶ Summer is HOT and HUMID.
- ▶ June and July is rainy season
- ▶ Jan - March is winter



When to Go Cont.

- **Crowds**

- ▶ Golden Week (early May) and Summer Vacation (July - August) tend to be the most crowded travel times. Book in advance if you plan to travel during these times.

- **Price**

- ▶ Usually the most expensive around golden week (early May), cherry blossom season (late march - early april), O-bon (mid-august) and during autumn (November).
- ▶ Cheapest tend to be winter, late may and late september (lull in festival times)

- **We Recommend:**

- ▶ Mid May - June and October - September



9

What to bring?



Smart Phone



Day Travel Backpack



Medicine/Toiletries



3 Prong Adapter



Nintendo 3DS



Extra Bag



10

What -NOT- bring?



Umbrella



Large Suitcase



How much does it cost? (8 days / 7 nights)

Depends?

Thrifty: \$1,320

Spendy: \$3,890

Breakdown

Airfare: ~\$950-1,500, Non-fixed time vs fixed time


Hotels: ~\$140 - 1,400, Hostel vs Hotel

Transportation: \$150-350, Airport Train + Daily Travel or Rail Pass

Food: \$80 - 640, 7/11 every meal vs out to eat

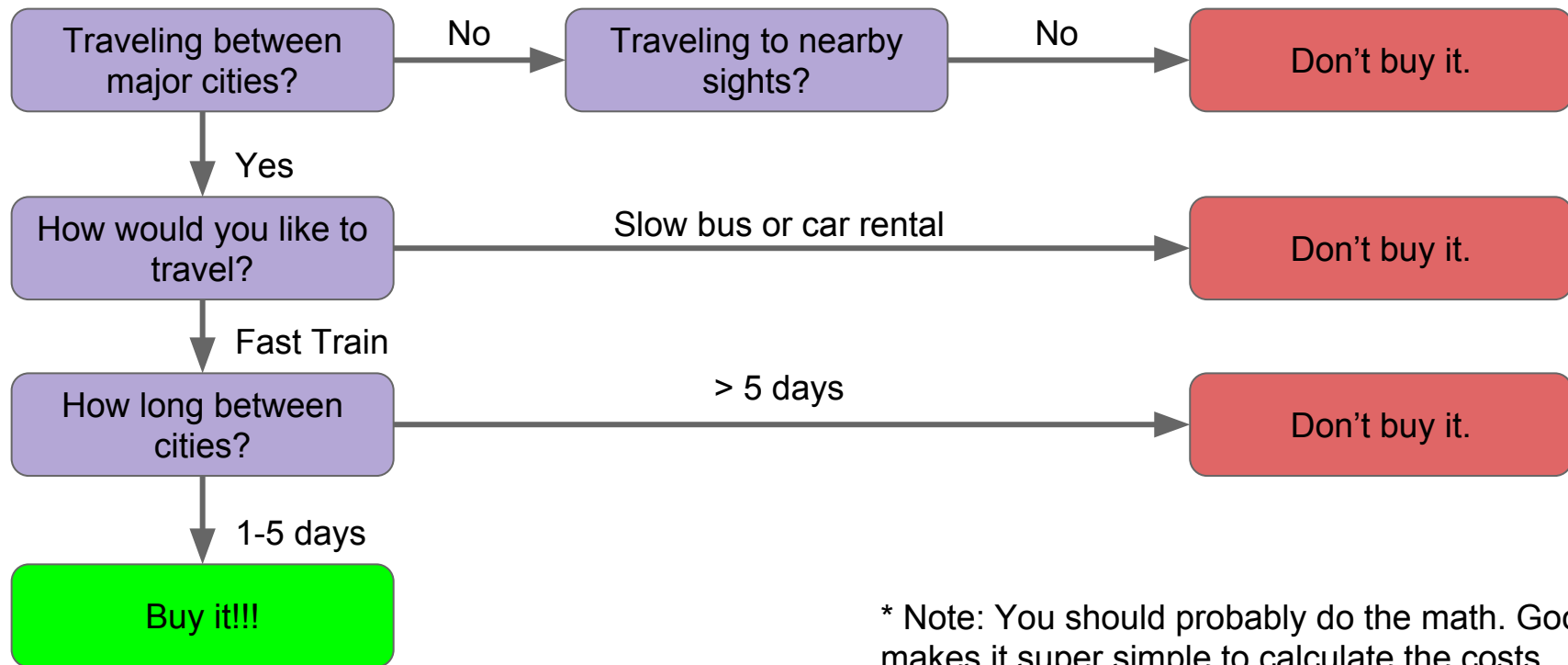
What should you purchase ahead of time?

- **Wifi Hotspot** (eConnect Japan)
- **JR Rail Pass**
- Speciality Tickets
 - ▶ Studio Ghibli Museum
 - ▶ Sumo
 - ▶ Disney / Tokyo DisneySea
- International Driver's License
- Medical Coverage / Traveler's Insurance



13

Do you need a rail pass?



* Note: You should probably do the math. Google makes it super simple to calculate the costs between locations

14

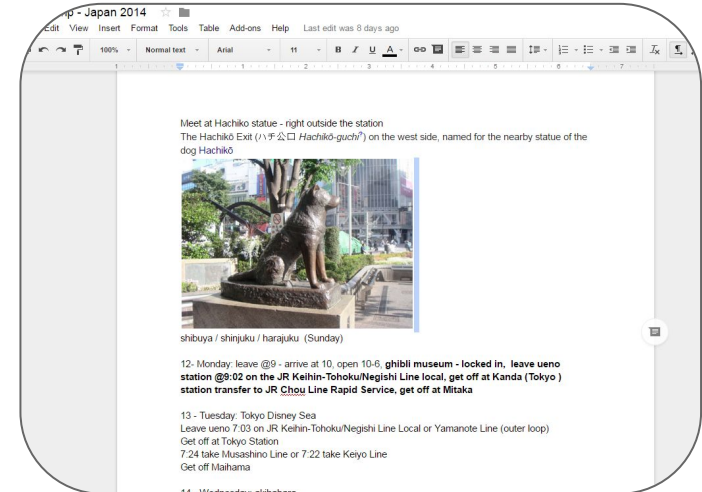
Do you need the wifi hotspot for internet?

15

Do you need the internet?

YES!

- **Hotel & Meeting Places Printed**
 - ▶ Address
 - ▶ Google directions from station
- **Daily Location Plan**
 - ▶ What district
 - ▶ Main attractions



Basic Japan Travel Tips

Know before you go!



Hotels vs Ryokans vs House Rental

Hotels - Can be pricey. Like a US hotel but rooms are usually smaller. There are business hotels which tend to be cheaper, but often further away from tourist areas.

Ryokan - Can be pricey. Traditional Japanese style hotels. You sleep on a futon on the floor (make sure you are up for this!)! Tatami Mats! Onsens! Communal Baths!

House Rental - Longer stay options (cheaper the longer you stay). Feel like you live there! AirBnB style. Unique experience.

19

Per Day Per Person

Ryokan: \$152

Hotel: \$73

Rental: \$68



Hostel vs Capsule Hotels

Hostels - Cheap! But often shared rooms & bathrooms. Some have curfews! Might need to keep bags in lockers @ train station. Mixed gender dorms. Often not private / not locked rooms.

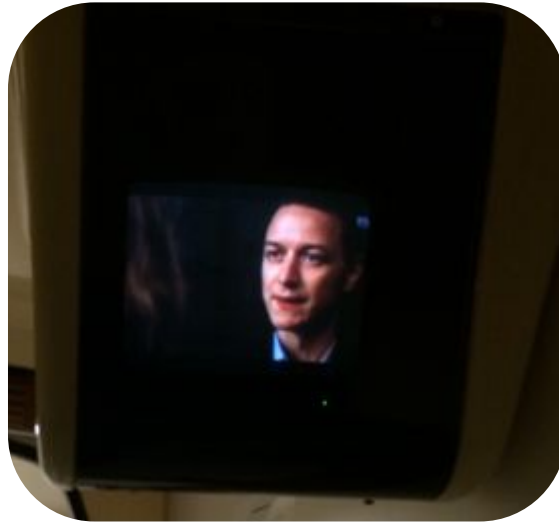
Capsule Hotel - More a novelty than a long-term solution. Worth trying once. Harder to pull off if you're a female.



21

Hostel \$15

Capsulevalue
Kanda \$21




Japan is a Cash Society

- Many places do not take credit / debit card
- Some ATMs will not take foreign cards - but 7/11 usually has ATMs that will.
- Call your bank and tell them you will be traveling. Make sure they know and that your cards will work in Japan.



23 Shrine / Temple Etiquette

- Purification
 - ▶ If there a water basin use it before going into the temple
 - ▶ Use a ladle to clean both hands, right first, making sure the water falls to the ground
 - ▶ Pour some water into your cupped right hand and rinse your mouth and spit onto the ground (many skip this step, even locals)
 - ▶ Hold ladle vertically so water pours down it to clean it for the next person
 - ▶ Place it back




Shrine / Temple Etiquette

- Some temples have incense burners
 - ▶ Fan the smoke towards you as it's supposed to have healing powers
 - ▶ You can buy bundles from the temple
 - ▶ Burn them for a few seconds and then extinguish by waving and place into burner
- Offering Hall
 - ▶ Throw a coin into the offering box
 - ▶ Bow deeply twice
 - ▶ Clap your hands twice
 - ▶ Bow Again
 - ▶ Ring the bell / gong if there is one to get kami's attention
 - ▶ Pray



Shrine / Temple Etiquette

- Omikuji / Written Fortunes
- A donation is expected before taking a fortune
- To find your fortune
 - ▶ Shake the box while praying for your wish
 - ▶ A stick will come out
 - ▶ Remember the number off your stick and put the stick back
 - ▶ Take a sheet from the corresponding drawer
 - ▶ If your fortune is bad you may wish to tie it up so that the bad luck will stay behind



Shrine / Temple Etiquette

- Votive Tablets / Ema are for personal prayers and praises for the deities
- Can be purchased at many shrines
- They are burned in a ceremony and the priests convey your messages to the deities



27

Food

Sushi Go Round



Yakiniku



Cat Cafe



Themed



28

Food - Ramen



Food - Bread Bars



30

Food - Street







33 Food Allergies / Restrictions

- Vegetarianism / Veganism is NOT common in Japan. Even if they grasp you don't eat meat you likely will be served things with fish in it.
- Little better for gluten free.
- If you are deathly allergic to something, bring a little card with a statement written in Japanese to explain.

申し訳ありませんが、私はベジタリアンです。
肉、鶏肉、魚(出汁を含めて)が食べられません。
卵、乳製品は大丈夫です。

I'm a vegetarian. I can't eat meat, poultry
or fish including dashi. Eggs and dairy are ok.
Thank you for your understanding.



Japanese Gluten Free Restaurant Card

私はセリアック病です。厳密なグルテンフリーの食事療法に従わなくてはなりません。

小麦粉、ライ麦、大麦、オーツ麦、
オートを含む食品を食べるとアレル
ギー症状をおこし、危険です。

ここで食べる食品の中に、小麦粉、
ライ麦、大麦、オート麦、オーツ麦を
含むものがあれば、教えてください。
。含まれているかどうか、不確かな
場合も、不確かだと教えてください。

米、ジャガイモなどのイモ類、トウ
モロコシ、野菜。果物、卵、チーズ
、ミルク、肉や魚は食べられます。
肉や魚が、小麦粉をまぶされてから
バターやソースで調理されているこ
とがあります。この場合も食べられ
ません。

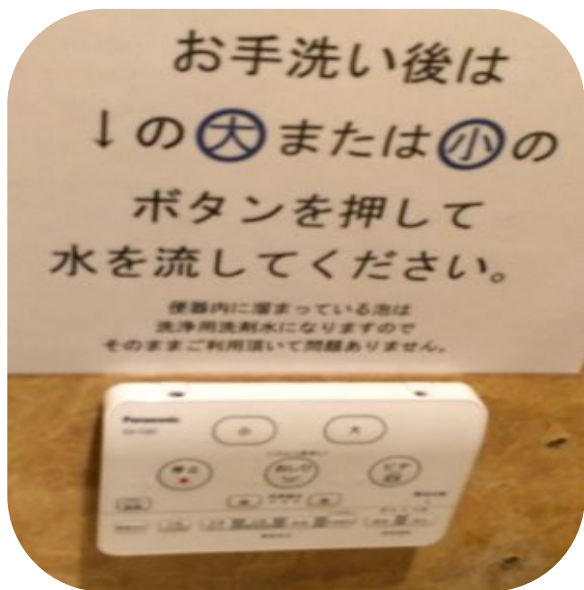

ご協力いただきありがとうございます。
す。

© Copyright Celiac Travel.com



34

Toilets!



BYO Towels / TP



- Japan is super clean
- Sort your garbage
- Eating in public is rude
- Talk quietly on public transit
- Shoes off in some locations



Helpful Phrases!

Su-mi-ma-sen : means “excuse me” or “sorry” if you bump into someone. Useful for getting through crowds.

A-ri-ga-tō (Go-zai-masu) : “Thank you”

Wa-ka-ri-ma-sen : “I don’t understand”

Ei-go: “English” - use when asking them to speak english or explaining why your faces are clueless.

Do-zo: “After you” “Go ahead”

O-hay-o (Go-zai-masu) - Good Morning

Kon-ni-chi-wa - Hello

Kon-ban-wa - Good Evening

When English fails you can try saying it “japanese-y” (terrible, but often effective!).

Toire = Toilet, Hoteru - Hotel, Takushi - Taxi (you get the point)



Tokyo

What is there to do and see in Tokyo?





Pittsburgh
to Scale



Pittsburgh to Scale



Ueno
Asakusa

Akihabara

Tokyo Station

Shinjuku

Harajuku

Shibuya

Roppongi

Rainbow
Bridge

Odaiba

PORT OF
TOKYO

ARAKAWA RIVER


Narita
International
Airport
40 miles →

Tokyo
Disneyland

Shinobazu Pond



Bentendo Temple



Ueno Park



Ameyoko



43

Ueno

Tokyo National Museum



- **Main Attraction**
 - ▶ Ueno Park (cherry blossoms)
- **Lots of Museums**
 - ▶ National Museum
 - ▶ Museum for Western Art
 - ▶ Metropolitan Art Museum
 - ▶ National Science Museum
- Also home to Ueno Zoo!

(we didn't make it there)

Schedule: ½-1 Day



Senso-ji Temple



Nakamise Dori



46

Asakusa

Asahi Beer Hall (Giant Golden Turd)



Hanayashiki Amusement Park



- Main Attraction: Sensoji Temple
 - ▶ Tokyo's most famous temple
- Remnants of old Tokyo
- Great place to buy traditional Japanese souvenirs
- Tokyo Skytree is here (tallest tower in the world)



Schedule: 1/2 Day



48

Shibuya

Omotesando



Hachiko Statue



Shopping Paradise



Takeshita Dori



50

Harajuku

Meiji Jingu Shrine



Yoyogi Park Bridge



https://www.youtube.com/watch?v=AdKoiOX4C_k



52 Harajuku - Cosplay Opportunity



Shibuya → Harajuku → Shinjuku

Schedule: ½-1 Day


- Shibuya Main Attraction:
 - ▶ Shopping & Entertainment
 - ▶ Youth Fashion & Culture
 - ▶ Check out Kiddyland & Disney store!
- Harajuku Main Attraction:
 - ▶ Takeshita Street
 - ▶ Meiji Jingu Shrine
 - ▶ Check out the Daiso here!
- Shinjuku
 - ▶ Redlight District



54

Odaiba

Palette Town



VenusFort



55

Odaiba

Giant Gundam



MegaWeb Car Park



Tokyo Leisureland



57

Odaiba

- Manmade Island
- Main Attractions:
 - ▶ Palette Town
 - ▶ Giant Gundam
- Tourist Area
 - ▶ Entertainment
 - ▶ Food
 - ▶ Shopping!


Schedule: **Half Day**



Yodobashi



Chou Dori / Radio Center



Anime Goods Stores (2nd hand cubes)



60

Akihabara

Gamers



Mandarake



61

Akihabara

Maid Cafes!
@home cafe





- Known for:
 - ▶ Electronics
 - ▶ Otaku Goods
- Mecca for geeks
- Themed Eating
 - ▶ Maid Cafes
 - ▶ Cat Cafes
 - ▶ Etc
- Game cafes & Arcades
- Cosplay
- Don Quijote + AKB48



Tokyo Sidetrips

Places to visit near Tokyo



65

Studio Ghibli Museum





Studio Ghibli Museum

- Book well in advance
 - ▶ Only 100 foreigners a day
 - ▶ Use official seller
- Random Museum only Movie each day
- Custom items in the shop
“Mamma Aiuto!”
- No photos inside
- Cafe was not as Totoro themed as we expected
- Inokashira Park right next door



68

Tokyo Game Show



69

Tokyo Game Show



Tokyo Game Show

- Super Cheap Convention < \$20!
- See all the latest games before they release!
- Get exclusive merchandise
- Take pictures with official mascots
- Go on business day - bring a business card.
- They have an English website

71 Mt. Haruma vs Mt. Akina



72

Mt. Haruma vs Mt. Akina







75

Roppongi

Yu-gi-oh! Konami Card Game Station!



76

Roppongi



77

Tokyo DisneySea

Crazy & Amazing Shows!



78

Tokyo DisneySea

Fantastic Rides!



79

Tokyo DisneySea

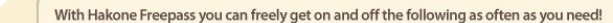
Uncommon & Unique Characters



Tokyo Disney Seas

- Why Tokyo Disney Seas?
 - ▶ Disney
 - ▶ Like Japanese child of Magic Kingdom and Epcot
 - ▶ Unique to Japan
 - ▶ Duffy! Shellie May!
 - ▶ Adorable and delicious food!





- Hakone Tozan Train ● Hakone Tozan Cable Car ● Hakone Ropeway ● Hakone Sightseeing Cruise
 ● Hakone Tozan Bus (designated zones) ● Odakyu Hakone Highway Bus (designated zones) ● Tokai Bus Orange Shuttle ● "KANIKO SHISETSU-MEGURI" Bus (Tourist-facilities Round Bus (operated by Hakone Tozan Bus))

● This is how much you save doing a simple round visit like this from Shinjuku!

Regular Fare

Adult	6,530 yen
Child	3,280 yen

Adult	5,140 yen
Child	1,500 yen

Hakone Freepass

You save
Adult 1,390 yen!
Child 1,780 yen!

In the case of regular fares

Shinjuku	Odakyu Line + Hakone Tozan Line	Hakone Yumoto	Hakone Tozan Train	Gora	Hakone Tozan Cable Car	Sounzan	Hakone Tozan Ropeway	Togenden
	Adult 1,190 yen Child 600 yen		Adult 400 yen Child 200 yen		Adult 420 yen Child 210 yen		Adult 1370 yen Child 690 yen	

*Additional express fare is required for the Romancecar.

*Additional express fare is required for the Romancecar.

Total	Adult	6,530 yen
	Child	3,280 yen

Shinjuku	Odakyu Line + Hakone Tozan Line	Hakone -Yumoto	Hakone Tozan Bus	Hakone -machi	Hakone Sightseeing Cruise
Adult	1,190 yen		Adult 960 yen		Adult 1,000 yen
Child	600 yen		Child 480 yen		Child 500 yen

*Additional express fare is required for the Romancecar.



83

Black Eggs and Pirate Ships



The Story of a Fine Hat



85

A Fine Hat



86 Ryokan




87

Hakone

- Every type of transportation
- See Mt. Fuji!
- Get the Hakone Free Pass
- Stay overnight @ an Onsen
- Leave suitcases at Odawara Station
 - ▶ Only bring day backpack



Schedule: Stay Overnight!




Kyoto

What is there to do / see in Kyoto?




89

Kyoto Station



90

Kyoto Tower



91

Nijo Castle

Nightingale Floors



92

Kiyomizu-dera The Hanging Temple



93

Kiyomizu-dera




94

Kiyomizu-dera



95

Gion



Gion Corner




96

Kinkaku-Ji







99

Fushimi Inari



Kyoto Sidetrips

Places close to Kyoto to Visit

Arashiyama & Sagano

Sagano Scenic Train



Bamboo Groves





Tenryuji Temple

Togetsukyo Bridge



Arashiyama & Sagano





Deer Park



Higashimuki & Mochiidono Shopping



108

Lake Biwa



Top 5 Tips

If you were asleep during all this, here's what you really need to know.


- 1. GET eConnect Wifi!**
- 2. Go to Tokyo for city & geek culture**
- 3. Go to Kyoto for Shrines & Traditional Japanese culture**
- 4. Get a JR Rail Pass (if it makes sense)**
- 5. Use Google Maps**

*Want this slide deck?
Use this QR code*



Or visit www.shawnpatton.com/japan

THANKS!



Any questions?

Contact us

- wakariyasui@gmail.com
- shawn@shawnpatton.com